

Updater

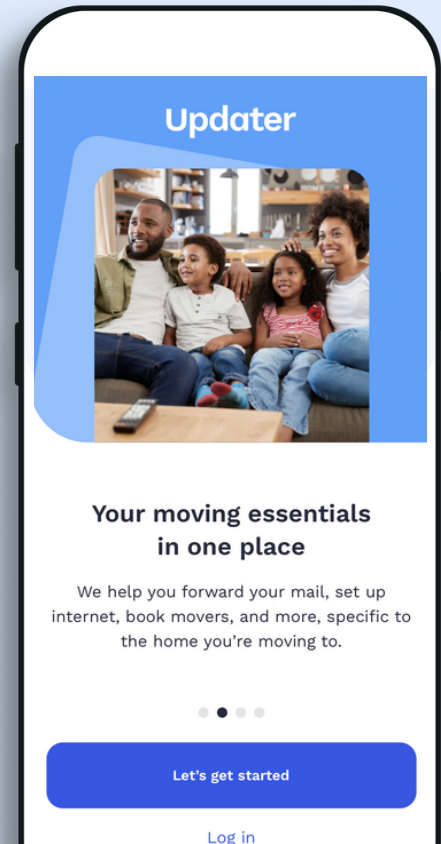
Congratulations on your new home! There are some important tasks that must be completed prior to move-in day, so we've partnered with Updater to make checking those off your list as easy as possible.

Step 1: Check your email for your Welcome Letter invitation







An email from help@updater.com will be sent as soon as your application is approved.

Step 2: Click the link in the email to confirm your moving details

When you log in to Updater for the first time you will be asked to confirm your new address and move-in date.



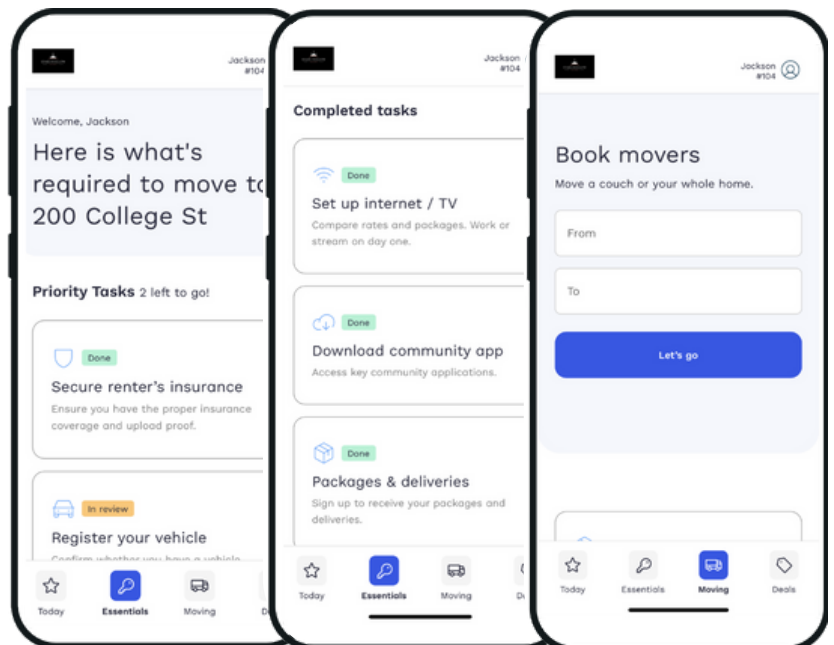
Complete all required tasks before your move-in day

-  Confirm move-in costs
-  Secure proof of utilities
-  Secure insurance policies
-  Set up internet / TV
-  Book movers
-  Register your pets and more!



To begin tackling your tasks click the link in your email invite or enter your email address on updater.com.

[Scan here](#)



If you have any questions, please reach out to support@updater.com or visit the [Help Center](#)